


*Design 2 with Arch3 windows.
Optional decorative handles with keyholes.*

Reserve[™]

COLLECTION

SEMI-CUSTOM SERIES



Compliments of Garage Door Corp, Skokie, IL www.gdcorp.com N/NW Chicago & suburban IL Clopay dealer

PORTFOLIO LINE

Doors that take you to a more beautiful place.

Just because your garage door opening is a standard size doesn't mean it deserves a standard, cookie-cutter door.

That's why Clopay has created its Reserve Collection line of Semi-Custom Design Garage Doors. These upward acting wood doors operate just like conventional, modern garage doors.

Our Semi-Custom Design Garage Doors are designed to distinguish your property. To provide it with a look of individuality. Of architectural authenticity and continuity.

Door Designs

AVAILABLE IN 6 DESIGNS

	7' HIGH			8' HIGH
	(6'-9" wide)	(9'2"-14' wide)	(14'2"-18' wide)	(6'-9" wide)
Design 1				
Design 2				
Design 3				
Design 4				
Design 5				
Design 6				

- Standard widths are 8'0", 9'0", 10'0", 15'0", 15'6", 16'0", and 18'0" (nonstandard widths are available in 2" increments from 6'0" to 18'0").
- Door heights are 6'6" (3 sections), 7'0" (3 sections), 7'6" (4 sections) and 8'0" (4 sections). Not all panel and window designs are available in all section width and height configurations (contact your Pro-Series dealer for details).
- Optional center groove is available.

Wood Species

REDWOOD, CEDAR, & HEMLOCK

	STAIN GRADE			PAINT GRADE	
STILES/RAILS	Redwood	Cedar	Hemlock	Hemlock	Hemlock
PANELS	Redwood	Cedar	Hemlock	Smooth MDO	Grooved MDO
	RR_R	RC_C	RH_H	RH_P	RH_G

Underscore ("_") is a placeholder for the design number.

Factory priming is available on hemlock doors.

NOTE: Stain Grade doors are made with edge glued redwood, cedar, or hemlock wood. Colors are representative of natural wood. These are not considered product defects. Paint Grade doors are made with exterior grade MDO plywood panels. Paint Grade doors cannot be stained.




Window Designs/Top Sections

AVAILABLE IN RECTANGLE, SQUARE, ARCH OR SOLID PANEL

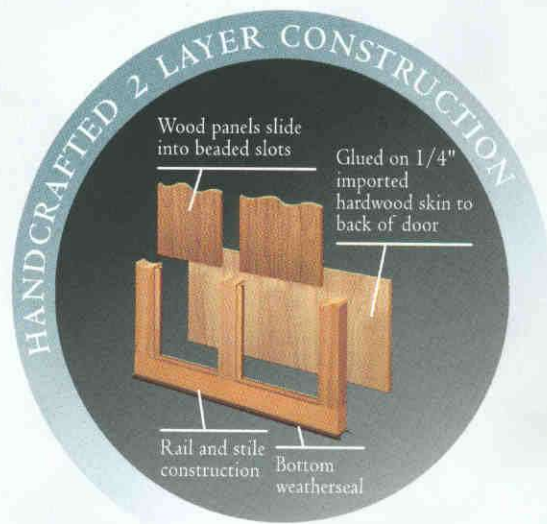
	(6'-9" wide)	(9'2"-14' wide)	(14'2"-18' wide)
SOLID			
REC13			
REC14			
SQ23			
SQ24			
ARCH1 SOLID			
ARCH2° SOLID			
ARCH3°			
ARCH4°			
ARCH6°			
ARCH8°			

* Arched windows are available in 8', 9', 10', 15', 15'6", 16', and 18" widths and 7' and 8' heights only.

1/8" glass standard. Obscure glass is available as an option.



Design 6 with ARCH3 windows.
Standard decorative spade handles.



*Get the look you want
and the ease of operation
you require.*

All Semi-Custom Garage Doors are built with care and craftsmanship. Our time-tested two-layer construction method ensures durability and reliability. Premium hardware and heavy grade commercial track assure smooth, quiet operation. A bottom weatherseal is included to help protect the bottom door section and to help seal out the elements.

Attractive black powder coated grip handles and step plates are provided standard to further enhance the carriage house design. Optional antique black iron hardware, including handles, strap hinges, door knockers and studs, are available to provide the look of a classic carriage house door.

Finished Door Designs

	SOLID	REC13	REC14	SQ23	SQ24	ARCH1	ARCH3	ARCH4
Design 1								
Design 2								
Design 3								
Design 4								
Design 5								
Design 6								

NOTE: 7' high doors are illustrated. Design may appear different dependent upon the height and number of sections of the door. Please contact your dealer for illustrations providing dimensions and line drawings for each design.

Hardware

STANDARD



Spade Step Plate



Spade Lift Handle

OPTIONAL



Door Stud



Decorative Handle with Keyhole



Fleur de Lis Handle



Ring Door Knocker



Fleur de Lis Step Plate




Fleur de Lis Strap Hinge




Lion's Head Door Knocker

Spade Strap Hinge



Design 5 with SQ24 windows. Standard spade handles and optional spade strap hinges.



Design 2 with RECL4 windows. Standard spade handles.



Design 4 Solid. Optional decorative handles with keyhole and spade strap hinges.

Finishing: The door must be properly finished prior to installation for the warranty to be valid. It is required that the door (inside, outside and all edges) be primed and painted with a high quality exterior paint or stained with a penetrating stain that is mildew and UV resistant and water repellent. Complete finishing instructions are provided with the door.

Maintenance and Care: Proper care and maintenance are imperative to the appearance, longevity and performance of a Reserve Collection door. The door must be stained or painted every 1-2 years to protect and seal the sections against the elements. Exposure to sunlight and moisture will break down the finish, causing the door to rot and warp if not properly maintained. Complete maintenance instructions are provided in the Reserve Collection supplemental instructions.

For more detailed product specification information or availability of our Semi-Custom Reserve Collection Garage Doors, please contact your Clopay Pro-Series Dealer. To find the dealer nearest you call 1-800-2CLOPAY (1-800-225-6729) or visit us at www.clopaydoor.com.

Distributed By:

Compliments of Garage Door Corp, Skokie, IL



America's Favorite Garage Doors®

RSDR-RCSEMICSS-02_REV0605